

**FASA 2**  
**STRATEGI PELAKSANAAN PEMBELAJARAN DAN PEMUDAHCARAAN**  
**DI PUSAT PEMBELAJARAN**

**NAMA PUSAT** : READING ROOM (*AL KHAWARIZMI*)  
**FUNGSI** : LANGUAGE  
**TAJUK** : SOLAR SYSTEM

<b>BIL</b>	<b>PERKARA</b>	<b>CATATAN</b>	
1	<b>CONTENT STANDARD</b>	BI 2.3	Demonstrate understanding in a variety of text in the form of printed and non-printed materials.
2	<b>LEARNING STANDARD</b>	BI 2.3.2	Read familiar words printed in the surroundings.
3	<b>STREAM</b>	<b>S</b>	The science which explains the position and movement of planets in the solar system and the concept of anticlockwise movement.
		<b>T</b>	Telescope, video, Smart TV
		<b>R</b>	Know Allah as the Creator by expressing signs of Allah.
		<b>E</b>	Construct a simplified solar system.
		<b>A</b>	Coloring the pictures and the words of the solar system.
		<b>M</b>	Exposure to the radius, distance and size of the orbits of the planet in the solar system.
4	<b>Objective</b>	Children able to read names of planets in solar system	
5	<b>Teaching aids material</b>	Solar system chart, solar system model, pictures card and word cards (solar system), drawing block, colour pencils.	
6	<b>Good Values</b>	Team working, communication and inquisitive mind.	

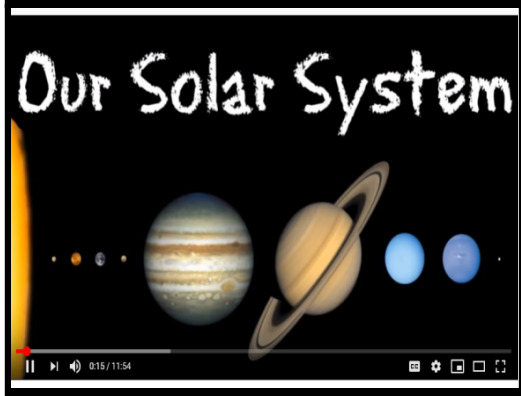
7

**STRATEGY**

1. Teacher shows the children video about the solar system .  
<https://youtu.be/Qd6nLM2QIWw>
2. Teacher explains the solar system chart or solar system model to the children.
3. Teacher asks the children about the pictures of the planets.
  - i. How many planets are there in the Solar System ?
  - ii. Name the second planet nearest to the sun.
  - iii. Which planet has the largest ring system?
  - iv. What is the largest planet in the solar system?
4. Teacher asks children to read the names of the planets in the solar system
5. Teacher asks the children to spell the words together.
6. Teacher asks the children to draw and colour the pictures of planets
7. Teacher asks the children to label the pictures of the planets.
8. Teacher asks the children to share their drawings in front of their friends.

**Note:** \* Teacher can provide suitable teaching aids based on the various themes.

**Videos**




SYSTEM SOLAR MODEL



Pictures cards the sun, earth, moon and the planets.




earth



sun



moon



neptune




uranus



saturn



jupiter



mercury



venus




mars

Matching picture cards with word cards




earth



sun



moon



neptune




uranus



saturn



jupiter



mercury



venus



mars

Words cards

moon

earth



sun

venus

mars

jupiter

mercury

uranus

saturn

neptune